
 Electrical heat 600-1500 W

3 models 

Elztrip EZ 100

Single panel radiant heater for heights between 2.5 and 4 metres

Elztrip EZ100 has a single heating panel and is designed for ceiling heights between 2.5 and 4 metres. EZ100 is used in shops, schools, exhibition halls, workshops and hospitals. Private homes and offices are also common areas of use.

Heating with radiant heaters is very energy effective and a high comfort level is obtained. EZ100 is suitable both for total and heating and heat contribution, as well as for protection against cold draughts from large glass surfaces.

The radiant heater is mounted on the ceiling, on armature rails, on wire or suspended from the ceiling, EZ100 can also be mounted on the wall with a special mounting bracket (extra).

Single heaters can be controlled by any Frico room thermostat. A group of heaters are preferably controlled by electric heating regulator ERP.

- Surface structure that gives optimal efficiency
- Corrosion proof casing of hot zinc-plated and powder lacquered steel panels. Colour: RAL 9016. Heating panel of naturally anodized aluminium
- The heaters are approved for serial connection
- Fixtures for easy mounting are included, mounting brackets are extra

Radiant Heater Elztrip EZ 100



EZ100 is the perfect solution for heating of modern buildings. Radiant heaters give a good heating comfort combined with low energy consumption.



Ceiling mounted EZ100 leaves the walls free.



Radiant heaters provide flexibility. Buildings that are used on an irregular basis can be heated fast without a high energy consumption.



Elztrip make sure that the newborn babies are not cold at this maternity hospital outside Stockholm. Radiant heaters give a soft, hygienic and discreet zone heating. EZ100 heats silently, without air movements and with maintained air quality.



This Paris restaurant chose Elztrip to give their customer the best comfort.

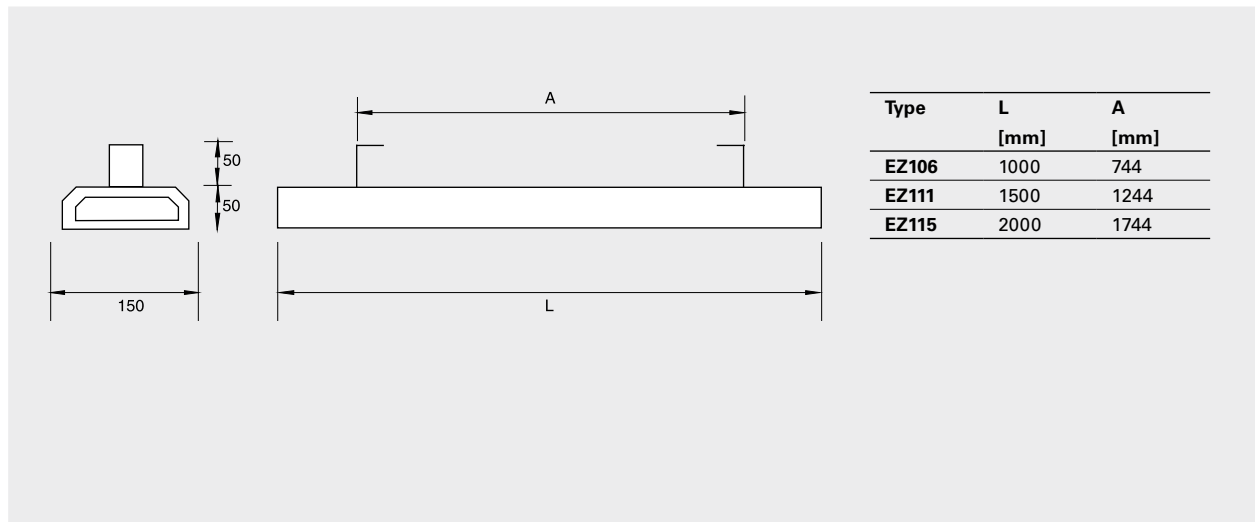
Radiant Heater Elztrip EZ 100

Technical specifications | Elztrip EZ 100

Type	Output [W]	Voltage [V]	Dimensions LxHxW [mm]	Bracketdistance [mm]	Max. surface temperature [°C]
EZ106	600	230V~	1000x50x150	744	280
EZ111	1050	230V~	1500x50x150	1244	280
EZ115	1500	230V~	2000x50x150	1744	280

Protection class Elztrip EZ100: (IP44), splash-proof design.
Approved by SEMKO and CE compliant.

Dimensions



Positioning, mounting and installation

Positioning

To estimate approximately how many heaters are needed to heat a room the formula is:

$$\text{Min. amount of heaters} = \frac{\text{Area of the room [m}^2\text{]}}{(\text{Installation height [m]})^2}$$

This formula is a basic estimation of the minimum amount of heaters needed to maintain comfort. To calculate the right output for each heater, the total heating requirement must be calculated, see the Heating & Energy Handbook.

When planning an Elztrip installation, the distance between the heaters should not be bigger than the height between heater and floor, that means (a) should be less than (H). See Fig. 1. In rooms irregularly used, the distance can be increased. In rooms frequently used, the distance between a sedentary person and heater should be at least 1.5 to 2 metres (Δh). When these two guide lines are followed, the difference in operative temperature will not exceed the comfort level $\Delta t_{op} = 5^\circ\text{C}$. This means that the difference between the real temperature and the temperature that we sense, will not be more than 5°C .

Mounting

Elztrip EZ100 is mounted on the ceiling, on armature rails, on wire or suspended etc. EZ100 should always be mounted horizontally. For minimum mounting distance, see Fig. 2. Ceiling fixtures, screws and wire fixtures are found inside the connection box. Brackets for wall mounting (EZMVK) are extra. See Fig. 3.

Connection

EZ100 is intended for permanent installation. Connection and serial connection of EZ100 is done with a maximum cable size of $4 \times 2.5 \text{ mm}^2 + \text{earth}$.

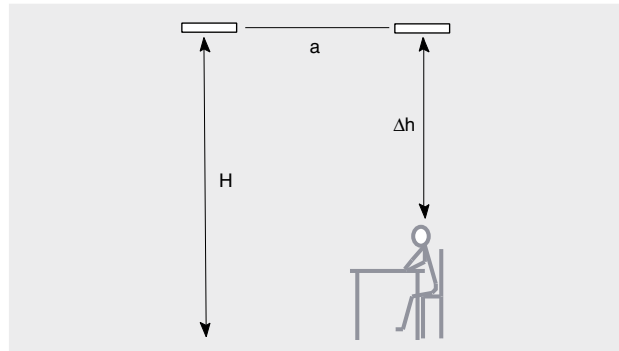
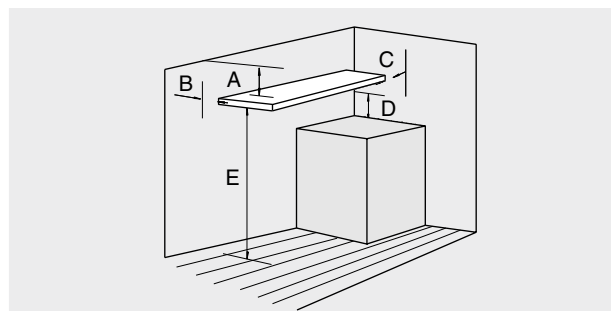


Fig. 1: Positioning vertically



	Min.distance [mm]	
	EZ106-111	EZ115
Ceiling	A 50	50
Wall, long side of the unit	B 50	50
Wall, short side of the unit	C 50	50
Flammable material	D 500	500
Floor	E 1800	1800

Fig. 2: Minimum mounting distance.

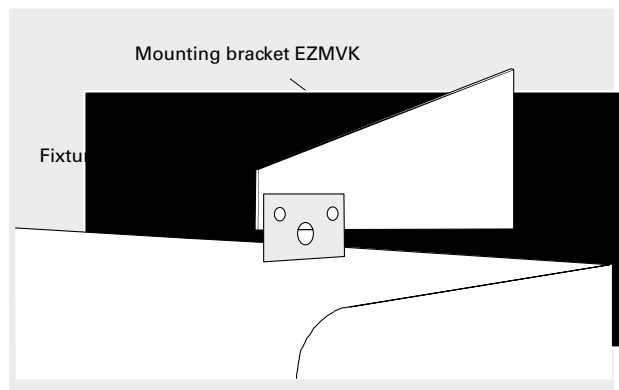


Fig. 3: Brackets for wall mounting EZMVK (extra).


Radiant Heater Elztrip EZ 100

Regulation alternatives

Single heaters can be controlled by any Frico room thermostat. Where the demand on heating comfort is higher, a group of heaters are preferably controlled by Frico electric heating regulator ERP.

CIRT is suitable for spot and zone heating installations.

Accessories



RTE102, electronic thermostat

Can control the heat directly or via contactor when larger loads need to be controlled. Internal temperature setting +7 – +35°C. Delivered with covering frame for recessed installation. Required connection voltage: 230V. Protection class: IP30.

RTEV202, electronic thermostat

External temperature setting, +7 – +35°C. Function switch for on/off connection of the thermostat. A fixed temperature reduction of 4°C can be activated by an external contact such as a timer, see KUR. Optional connection of external sensor. Protection class: (IP30).

KRT1900, capillary tube thermostat

Internal temperature setting 0 – +40°C. Required connection voltage 230/400V (voltage free contact). Protection class: IP55.

ERP, electric heating control

ERP is a modern, variable control that adapts the energy use exactly to the demand and allows for full use of the advantages with radiant heating. The result is

a warm heat and more energy efficient use. For use on 230V and 400V2~ (not 3-phase loads).

Load 3600/6400 W. Slave unit ERPS can be used with larger outputs (ERPS handles the same outputs as ERP). Protection class: IP20.

CIRT, variable output control with timer

CIRT is a variable output control with timer, primarily intended for infrared heaters and other radiant heaters. Especially suited for spot and zone heating. The heat contribution is regulated for best comfort (25-100%). Built-in timer that can be set on 30 minutes to 4 hours or 4 to 24 hours respectively. For use on 230V and 400V2~ (not 3-phase loads). Load 3500/6000W. Protection class: IP44.

EZMVK, mounting bracket

To mount EZ100 on the wall.

For further alternatives, see section on Thermostats and regulators.

Type	Description	HxWxD [mm]
RTE102	Electronic thermostat	71x71x28
RTEV202	Electronic thermostat	71x71x28
KRT1900	Capillary tube thermostat	165x57x60
ERP	Electric heating control	153x93x40
ERPS	Electric heating control (slave controlled)	153x93x40
CIRT	Variable output control with timer	155x87x43
EZMVK	Mounting bracket	155x87x43